

# SIBELIUS

NORPEN FONTS SET FOR SIBELIUS & FINALE [Windows and Mac] is organized as shown here:

## ■ Installing the NorPen Fonts

Select all NorPen ttf and otf font files and try to install them into your fonts system folder:

- **Windows:** Copy then paste all the fonts to your Fonts System Folder ([infos](#))
- **macOS:** DRAG the fonts to your FontBook ([infos](#))

## ■ Setting the Sibelius House Style Libraries

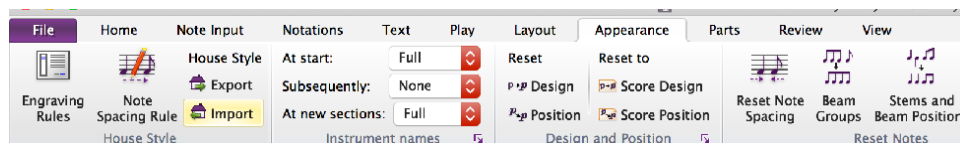
(Libraries exported from Sibelius 6)

Go to Sibelius House Style libraries folder and copy then paste NORPEN SIBELIUS.lib file to:

- **Windows:**  
C:\Users\{your\_user\_name}\AppData\Roaming\Avid\Sibelius\House Styles
- **macOS:** Finder > Go > Go to Folder... paste:  
~/Library/Application Support/Avid/Sibelius/House Styles

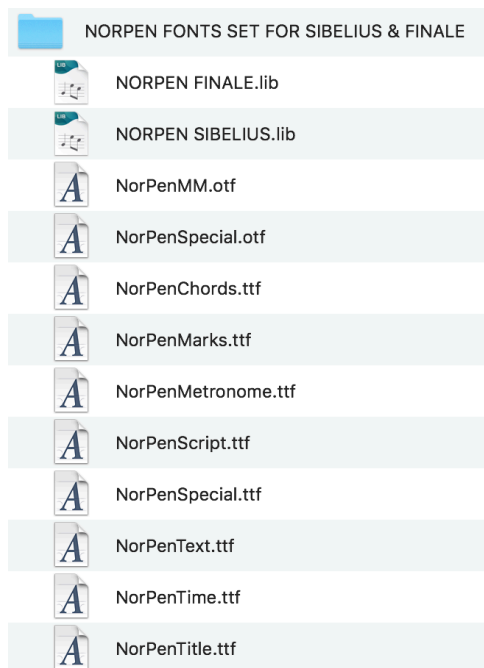
## ■ Applying NorPen to your Sibelius score

Now run Sibelius, open your score, go to **Appearance>House Style>Import...**



- Select NORPEN SIBELIUS to apply the NorPen House Style;

*That's it!*



# FINALE

NORPEN FONTS SET FOR SIBELIUS & FINALE [Windows and Mac] is organized as shown here:

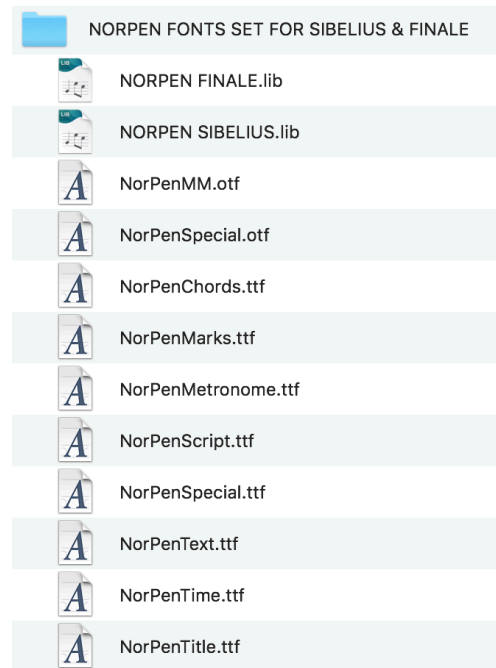
## ■ Installing NorPen Fonts

Select all the NorPen ttf and otf font files and try to install them into your fonts system folder:

- **Windows:** Copy then paste all the fonts to your Fonts System Folder ([infos](#))
- **macOS:** DRAG the fonts to your FontBook ([infos](#))

## ■ Setting NorPen Finale Library

(This library is made in Finale 26 on Windows 8, we think it should work, if you make any better tweaks to this library please don't hesitate to share with [us!](#))

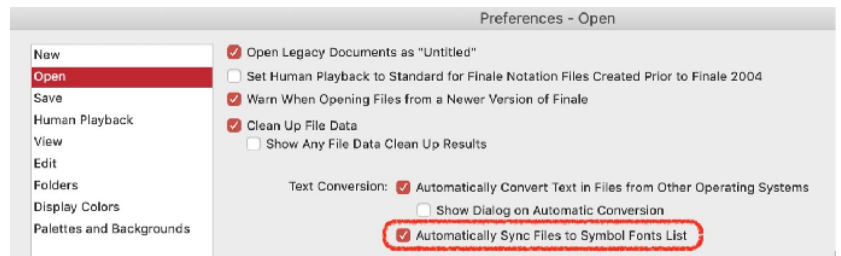


Go to Finale libraries folder then copy/paste NORPEN FINALE.lib file to the following directory:

- **Windows:**  
C:\Users\{your\_user\_name}\AppData\Roaming\MakeMusic\Finale 26\Libraries
- **macOS:** Finder > Go > Go to Folder... paste this:  
~/Library/Application Support/MakeMusic/Finale 26/Libraries/...

## ■ Applying NorPen to your Finale score

First, go to **Finale>Preferences>Open...** make sure that: "Automatically Sync Files to Symbols Fonts List" is checked.

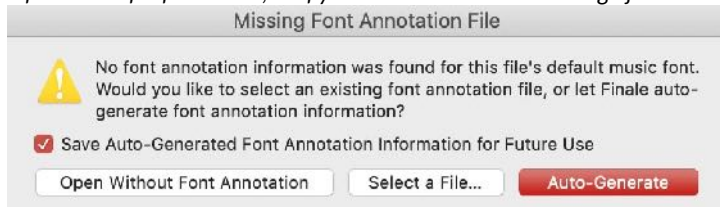


Now, run Finale, open your score, go to **Document>Set Default Music Font...** select 'NorPenMM' font. Click **OK** to take effect of the changes.

You can also load one of our libraries, please go to **File>Load Library...** choose:'NORPEN FINALE' click **OK**.

**Caution:** (Note that these libraries are just basic and default librairies, you may still want to make some changes to your scores.)

**NOTE:** Finale 26 and Finale 26 can Auto-Generate Font Annotation information for future use, so if you encounter such a message just click



**Auto-Generate and it's done.**

